

Archaeological Survey
Ballintober Castle
Ballintober, Co. Roscommon
Ireland

RO027-048002-

Niall Brady

for

Castle Studies Trust
2014 Grant award

Plates

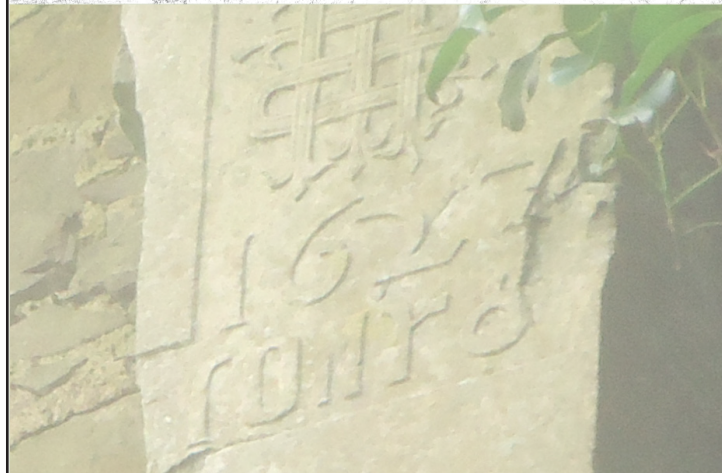

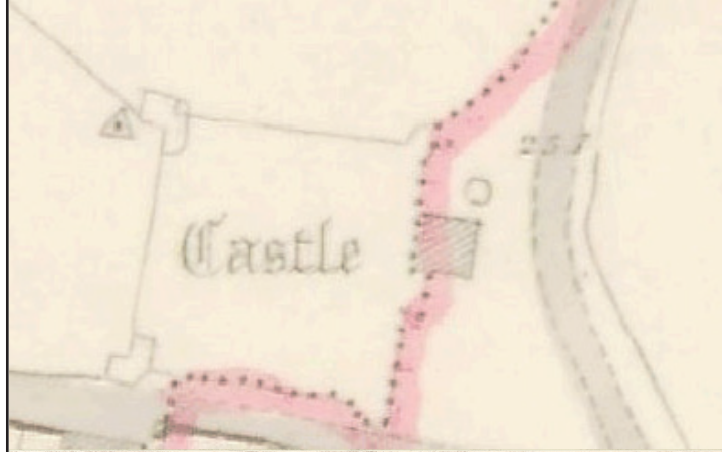




Plate 1: Ballintober Castle, from the Southwest.

Photograph by Martina Cleary using infrared. Roscommon County Council Artist in Residence 2009



Plate 2: Roscommon Castle, from the Southwest, looking at Southwest corner tower in central area, and postern gate to the right



Plate 3: Ballymote Castle, from Northwest. View shows the western tower of the castle's entrance on the left side, with the northwest corner tower in the centre



Plate 4: Ballintober Castle, view looking East of the fosse on the north side



Plate 5: Ballintober Castle, view looking South of the fosse on the west side



Plate 6: Ballintober Castle, view looking East of the fosse on the south side



Plate 7: Ballintober Castle, view looking South of the fosse on the south side at the southeast corner



Plate 8: Ballintober Castle, view looking North showing the counterscarp bank on the west side



Plate 9: Ballintober Castle, view looking at the stonework on the exterior of the west wall



Plate 10: Ballintober Castle, view looking at the exterior of one of the gun loops on the north wall, showing render surviving around the opening in contrast to the wall fabric away from it, indicative of the inserted nature of this opening



Plate 11: Ballintober Castle, view looking at interior of west wall on the south side showing window opening under arch



Plate 12: Ballintober Castle, view looking view at interior of west wall showing blocked-up window opening under arch



Plate 13: Ballintober Castle, view looking at interior of west wall on the north side showing remnant of window opening under arch



Plate 14: Ballintober Castle, view looking at interior of north wall showing gun loop with round hole, next to northwest corner tower



Plate 15: Ballintober Castle, view looking at interior of north wall showing gun loop next to mural stairs



Plate 16: Ballintober Castle, view looking at interior of north wall showing gun loop with narrow rectangular hole, west of the mural stairs



Plate 17: Ballintober Castle, view looking northeast showing the entrance to the mural stairs



Plate 18: Ballintober Castle, view looking at the exterior of the southwest corner tower from the South



Plate 19: Ballintober Castle, view looking at the exterior of the southwest corner tower from the West



Plate 20: Ballintober Castle, view looking South at exterior of the southwest corner tower, showing the presence of two buttresses inserted to support the tower and the residential chamber to its north



Plate 21: Ballintober Castle, view looking North from interior of the southwest corner tower, showing the ruined nature of the north wall and the presence of the buttress inserted to support the tower



Plate 22: Ballintober Castle, southwest corner tower, view looking at ground floor window in south wall. Note too the arch-shaped feature above the window, which is related to the ceiling structure of this level



Plate 23: Ballintober Castle, southwest corner tower, view looking at ground floor window in east wall



Plate 24: Ballintober Castle, southwest corner tower, view looking at ground floor window and fireplace in west wall



Plate 25: Ballintober Castle, southwest corner tower, view of the east window, showing second gun loop added on its north side



Plate 26: Ballintober Castle, southwest corner tower, view looking up the ground-floor chimney flue



Plate 27: Ballintober Castle, southwest corner tower, view looking at the steeply-pitch arched recess above the south window, which served as one of several such arches to support a complex ceiling. Similar arched-recesses exist to the left and to right on the angled facades of the tower



Plate 28: Ballintober Castle, north chamber in southwest corner tower, view looking at west-facing window



Plate 29: Ballintober Castle, north chamber in southwest corner tower, view looking at the oblique corner in the south angle where the chamber is formed from the external west wall meeting the corner tower



Plate 30: Ballintober Castle, north chamber in southwest corner tower, view looking north to the inserted garderobe wall on the left with its simple arch to form a recess to the right. The end/north wall of the recess is a blind for a second/primary garderobe chute behind it



Plate 31: Ballintober Castle, southwest corner tower, view looking at the north side of the east wall, showing the arched recesses of the ground-floor ceiling, and a series of four recesses for joists above to support the a timber floor on the first floor. The absence of these elements on the right (south) side of the picture may indicate that this reflects rebuilding of the tower's interior at some point



Plate 32: Ballintober Castle, southwest corner tower, view looking up at the first- and second-floor windows on the east wall



Plate 33: Ballintober Castle, southwest corner tower, view looking up to the fireplace on the first floor west wall. On the second floor above, the opening to the left (south) is a window and that on then right (north) is the entrance to the north chamber




Plate 34: Ballintober Castle, southwest corner tower, view looking up to the first and second floors on the east wall, showing the angle for a window return just peeking out from the ivy growth on the left (north) side at second-floor level



Plate 35: Defensive slit openings, Roscommon Castle. View shows the southwest corner tower with its tall narrow arrow slits, which (in common with those at Ballymote Castle, Plate 36) are noticeably taller and more defensible than those at Ballintober Castle



Plate 36: Defensive slit openings, Ballymote Castle. View looking Northeast at western mural tower, showing the tall arrow slits, to contrast with the much shorter versions at Ballintober.



Plate 37: Ballintober Castle, northwest corner tower, view from outside looking at northeast-facing window on ground floor. These short vertical slits contrast with the defined arrow loops seen at Roscommon an Ballymote Castles in such locations (Plates 35-36)




Plate 38: Ballintober Castle, northwest corner tower, view looking onto the north exterior at ground-floor level, showing two blocked-up openings of former slit windows in the north and northwest angles. The surviving opening in the northeast angle (Plate 37) is also shown



Plate 39: Ballintober Castle, northwest corner tower, view looking above entrance at mezzanine level to a short vertical opening with a flat hood moulding



Plate 40: Ballintober Castle, northwest corner tower, view showing the buttressing added to the south wall to support the tower, presumably during the 19th century



Plate 41: Ballintober Castle, northwest corner tower, view looking through entrance to two doorways, the left (West) leading to the stairs and the right (North) leading into the main chamber. The picture also shows the vaulting in the roof above, which has collapsed



Plate 42: Ballintober Castle, northwest corner tower, view of doorway into stair passage, showing the nature of the doorway's construction, which is typical of the doors in this tower



Plate 43: Ballintober Castle, northwest corner tower, view of the ground-floor window in the east wall



Plate 44: Ballintober Castle, northwest corner tower, view of the north end of the ground floor level, showing no indication of the blocked-up window openings discernible externally. The two squared recesses either side of the end-angle are to support joists for the floor level above



Plate 45: Ballintober Castle, northwest corner tower, view showing the ground floor looking south towards the entrance. The joist-recesses for the first-floor above are evident on the south wall of the main chamber



Plate 46: Ballintober Castle, northwest corner tower, view looking west to the base of the stairs



Plate 47: Ballintober Castle, northwest corner tower, detailed view of base of steps showing punch-dressing on lower step



Plate 48: Ballintober Castle, northwest corner tower, detail of ceiling above entrance to first floor, showing remnants of wicker centring



Plate 49: Ballintober Castle, northwest corner tower, external view showing the remains of the west-facing windows on the ground- and first-floor levels. Note too the quoin stones on the angle of the tower to the left (North) and the line of four quoin stones further left that mark the blocked-up ground-floor window in this angle



Plate 50: Ballintober Castle, northwest corner tower, view of the east-facing window opening in the first floor, suggesting the former presence of a tall narrow window overlooking the castle's interior



Plate 51: Ballintober Castle, northwest corner tower, view of the first-floor fireplace



Plate 52: Ballintober Castle, northwest corner tower, view looking out (West) of the doorway into the mezzanine first-floor level



Plate 53: Ballintober Castle, northwest corner tower, view of stairwell light in south wall between the first and second floors



Plate 54: Ballintober Castle, northwest corner tower, view of the spiral stairs ascending above the first floor




Plate 55: Ballintober Castle, northwest corner tower, looking at the west-facing second- and third-floor windows from outside



Plate 56: Ballintober Castle, northwest corner tower, view looking at the west-facing second- and third-floor windows from inside



Plate 57: Ballintober Castle, northwest corner tower, view of the second floor showing the fireplace and window on the east wall

627



Plate 58: Ballintober Castle, northwest corner tower, detail of the plaque adorning the right (South) side of the second-floor fireplace, celebrating O'Connor residency in 1627



Plate 59: Ballintober Castle, northwest corner tower, view looking up to the third-floor fireplace in the north wall. The awkward alignment of the fireplace with the gable above indicates different building programmes. It is likely that the fireplace is the later addition



Plate 60: Ballintober Castle, northwest corner tower, exterior view of the roofline and chimney. Two dripstones are visible at the left (Northwest) angle at eaves level



Plate 61: Ballintober Castle, northeast corner tower, view looking north at the standing remains



Plate 62: Ballintober Castle, northeast corner tower, view looking at the gun loop at ground level in the north wall



Plate 63: Ballintober Castle, northeast corner tower, view of reworked recessed opening in northeast angle of the ground floor



Plate 64: Ballintober Castle, northeast corner tower, view of the fireplace on the east wall of the first floor



Plate 65: Ballintober Castle, southeast corner tower, exterior view from the southeast



Plate 66: Ballintober Castle, southeast corner tower, interior view from the north



Plate 67: Ballintober Castle, southeast corner tower, view of the ruined recessed opening in the central (South-facing) angle



Plate 68: Ballintober Castle, southeast corner tower, view looking south, showing stone massing above the ground-floor openings, indicative of a vault structure. The vertical column on the right (West) side is a supporting buttress introduced presumably in the 19th century



Plate 69: Ballintober Castle, eastern entrance, showing its two towers. The ground level is notably raised between the towers on approach to the entrance. The handball alley is to the right (North)



Plate 70: Ballintober Castle, eastern entrance, view from within handball alley showing the standing remains of the north tower. Note the steeply-pitched base batter that survives on the tower wall; it is one of few original elements of the castle's base batter that remains *in situ*



Plate 71: Ballintober Castle, eastern entrance, view looking north across entrance from the south tower to the north tower. The masonry mass in the foreground is the ruined base of the north tower



Plate 72: Ballintober Castle, eastern entrance, view of the north tower's interior, with the rear chamber to the left (West) and stone massing above indicative of vaulting, and front chamber to the right (East)



Plate 73: Ballintober Castle, eastern entrance, exterior view showing the basement-level window/
gun loop facing east



Plate 74: Ballintober Castle, eastern entrance, view of the south tower's interior, with the rear chamber to the right (West) and the front chamber to the left (East)



Plate 75: Ballintober Castle, eastern entrance, interior view looking East at ground-floor level, showing the basement arch extending below



Plate 76: Ballintober Castle, eastern entrance, interior view of the basement level in the south tower looking East, showing the steeply-pitched roof, the window/gun-loop opening in the east wall, and the collapse that fills the chamber



Plate 77: Entrance detail, Ballymote Castle. View is from the outside and shows the entrance at the centre, flanked by four-storeyed towers on each side, with the space between inhabited as part of the overall residential block. On a smaller scale, it is possible to imagine a similar arrangement existed at Ballintober Castle



Plate 78: Ballintober Castle, postern gate entrance area, exterior view looking across the fosse at the causeway. There is no standing structure of the gate feature today, only a gap in the perimeter wall that coincides with the causeway



Plate 79: Ballintober Castle, view of interior from the north wall looking southeast



Plate 80: Ballintober Castle, view of interior from the north wall looking southwest



Plate 81: Ballintober Castle, view of interior from the southwest looking northeast